

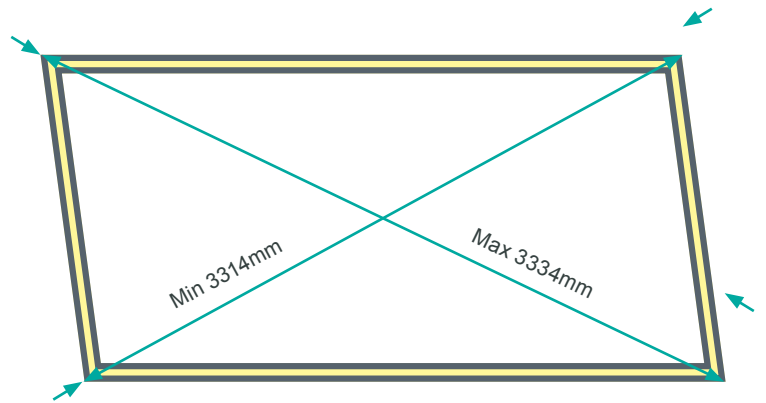
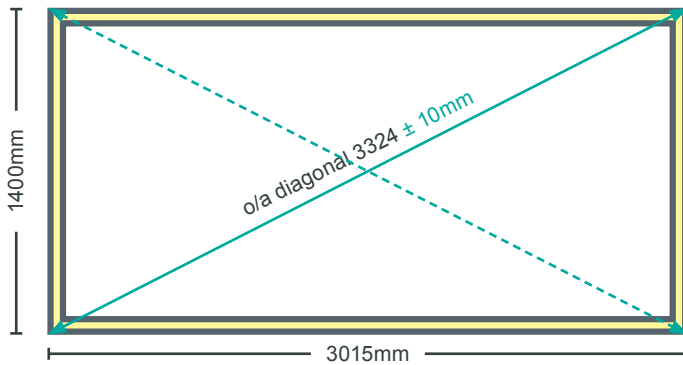
# WellSafe™ Site Inspection Checklist

## PRIOR TO EACH INSTALLATION

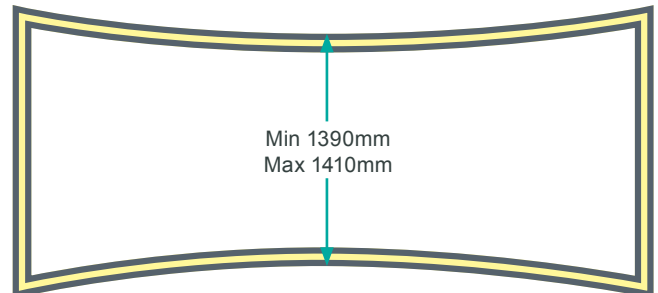
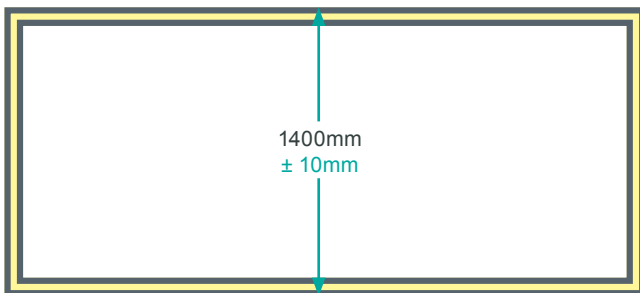
### 1. CHECK FRAME MEMBERS FOR DAMAGE

- No dents in the frame members (larger than 20mm diameter)
- No cuts in the frame members (through the aluminium thickness)
- No gaps at the frame corners (larger than 2mm)
- All screws present at the frame corners (8 each corner)

### 2. CHECK FRAME OUT OF SQUARE = MAX 10mm



### 3. CHECK FRAME MEMBER DISTORTION = Max 10mm



### 4. CHECK FRAME BOW = Max 20mm



### 5. CHECK GRILLES FOR ANY CRACKS OR EXCESSIVE BOW = Max 10mm

**Note** - Provided the above criteria are fulfilled then the WellSafe™ frame and grille may continue to be used to a maximum safe load limit of 2kN/m<sup>2</sup> or with a point load of 1.5kN