



**STAIRCRAFT**  
Group

# The Staircraft Difference

## Unique Pre-Assembled Staircases

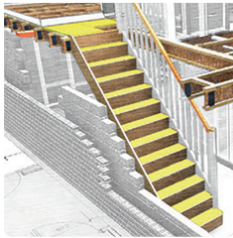
### 1 PROBLEM

Stair/floor well opening designs do not match up



### ✓ SOLUTION

Fully integrated stair & floor designs that match up



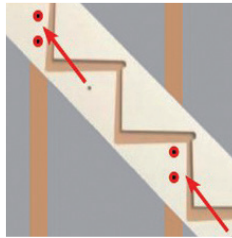
### 2 PROBLEM

Squeaky stairs from poorly fixed wall strings



### ✓ SOLUTION

Pre-drilled string fixing points



### 3 PROBLEM

Squeaky stairs from tread/riser connections being damaged by carpet fitters




### ✓ SOLUTION

Extra glue blocks for a 3 x stronger connection




### 4 PROBLEM

Damaged/soiled treads during construction




### ✓ SOLUTION

Peel-clean, slip resistant tread protection



### 5 PROBLEM

Full height newels obstruct furniture



### ✓ SOLUTION

Concealed winder bracket means newel can be curtailed to open up space




### 6 PROBLEM

Loose or lost newel caps



### ✓ SOLUTION

Factory fixed newel caps



### 7 PROBLEM

Poor handrail fixings require decoration



### ✓ SOLUTION

Demountable click and lock solution handrails




### 8 PROBLEM

Temporary handrails nailed into newel posts




### ✓ SOLUTION

Click & lock temporary guardrail system (optional)




### 9 PROBLEM

Limited headroom beneath stairs



### ✓ SOLUTION

Stepped soffit for increased headroom and a better look



### 10 PROBLEM

Time required to assemble loose balustrades



### ✓ SOLUTION

Balustrades pre-assembled



For More Information Contact us Today

[sales@staircraftgroup.com](mailto:sales@staircraftgroup.com)

**RAPID INSTALL DETAIL**   
IMPROVING SPEED, SAFETY, MATERIAL & WASTE